

F500 RANGE

FYNE ADVICE

ESSENTIAL INFORMATION GUIDE



TABLE OF CONTENTS

- | | |
|----|---------------------------|
| 1. | Introduction |
| 2. | Safety |
| 3. | Spike Fixing |
| 4. | Two Channel Positioning |
| 5. | AV Positioning |
| 6. | Connecting Speaker Cables |
| 7. | Grilles |
| 8. | Warranty |
| 9. | Specifications |

1 INTRODUCTION

Thank you for choosing Fyne Audio loudspeakers, proudly designed by our experienced team of engineers in Scotland, and constructed to the highest standards. We believe they will give you many years of listening pleasure.

Before installing these loudspeakers, please read this manual in full, both for safety reasons, and to ensure you achieve the best performance possible.

2 SAFETY



For safety reasons, and to ensure you achieve the best performance possible, please fully read this document before installing these loudspeakers.

To prevent injury or damage when unpacking the loudspeakers, please do **not** use the protective bag to lift them in case it tears. If possible retain packaging for future use.

The spikes are very sharp - take care to avoid personal injury.

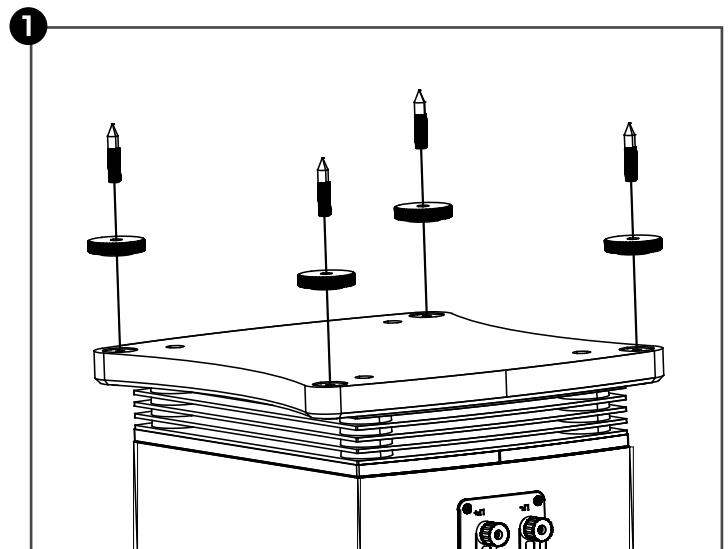
These speakers must always be connected to a suitable amplifier and **never** to a mains supply.

Ensure your amplifier is switched off before making connections, to avoid damage.

3 SPIKE FITTING (F501, F502)

Thread the 4 carpet spikes and adjustment thumb wheels to the inserts in the plinths of each loudspeaker. They can be adjusted from above once the loudspeaker is in place using the HEX key provided, to ensure it is stable and level (Fig. 1).

On wooden or other delicate floors, use the cups provided to prevent damage to the surface.



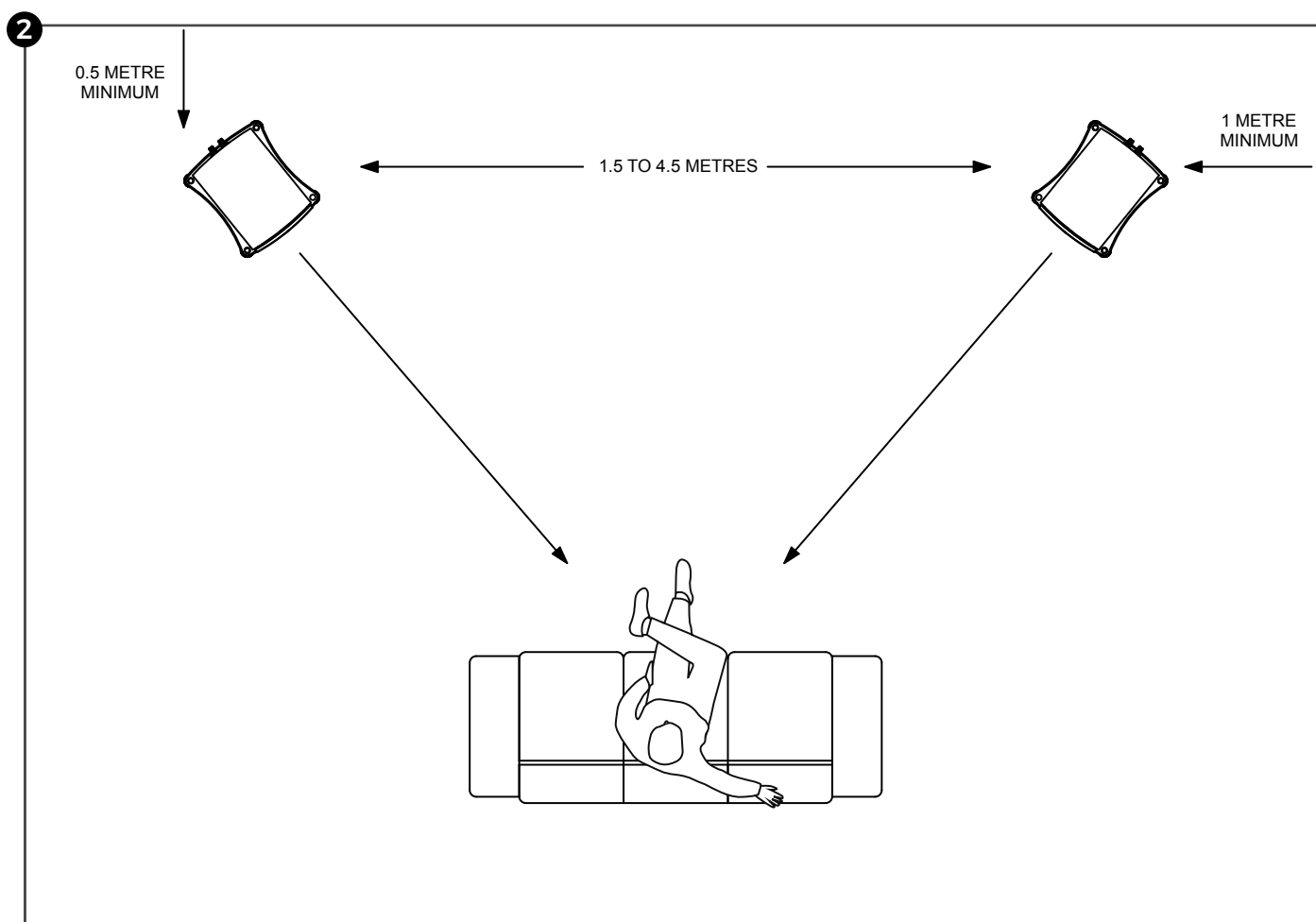
4 TWO CHANNEL POSITIONING

The loudspeakers should be positioned approximately 1.5- 4.5m apart (5- 15 feet), ideally no closer than 0.5m (20 inches) from the rear wall, and no closer than 1m (3 feet) from the side walls (Fig.2).

Some degree of experimentation will provide the best results, especially with toe in towards the listener, to give the best stereo imaging.

On wooden or other delicate floors, use the cups provided to prevent damage to the surface.

The F500 may be shelf mounted, but far better results will be obtained on dedicated stands, that position the tweeter at ear level. Your dealer will be able to recommend suitable models.



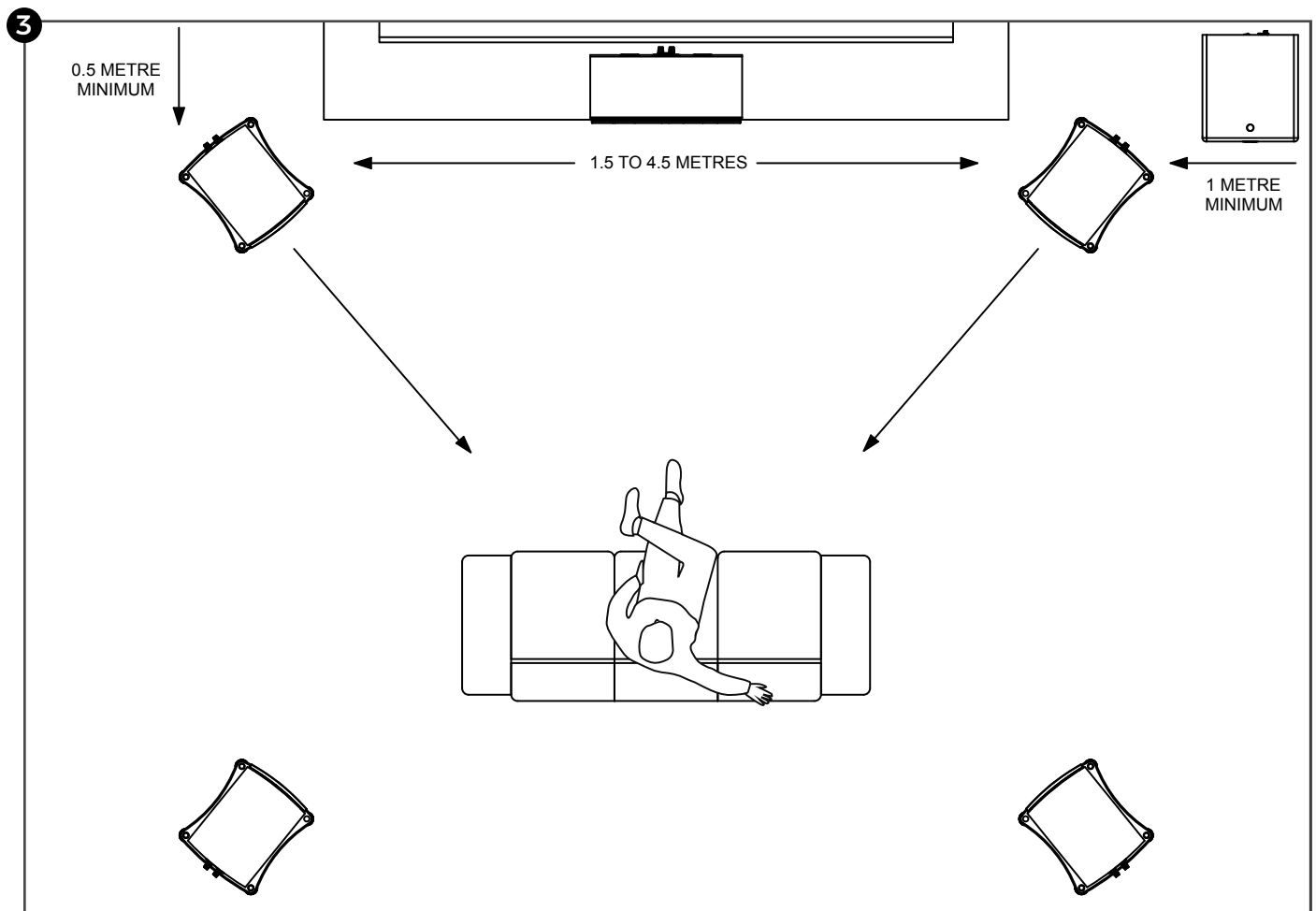
5 AV POSITIONING

The front speakers should be positioned as for 2 channel operation, with the centre speaker equidistant between them and in the same plain, ideally at ear level.

When incorporating a subwoofer, please refer to the

instructions provided with it.

Stand mounting or floor standing models from the F500 range may be used for the rear effects loudspeakers (See Fig. 3).



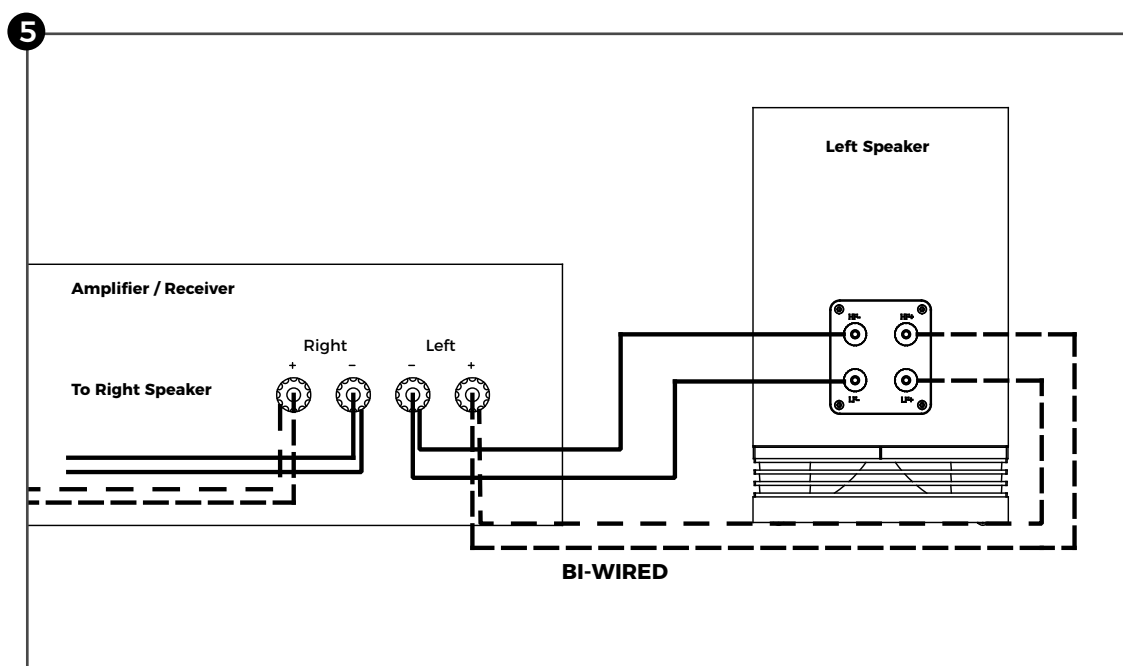
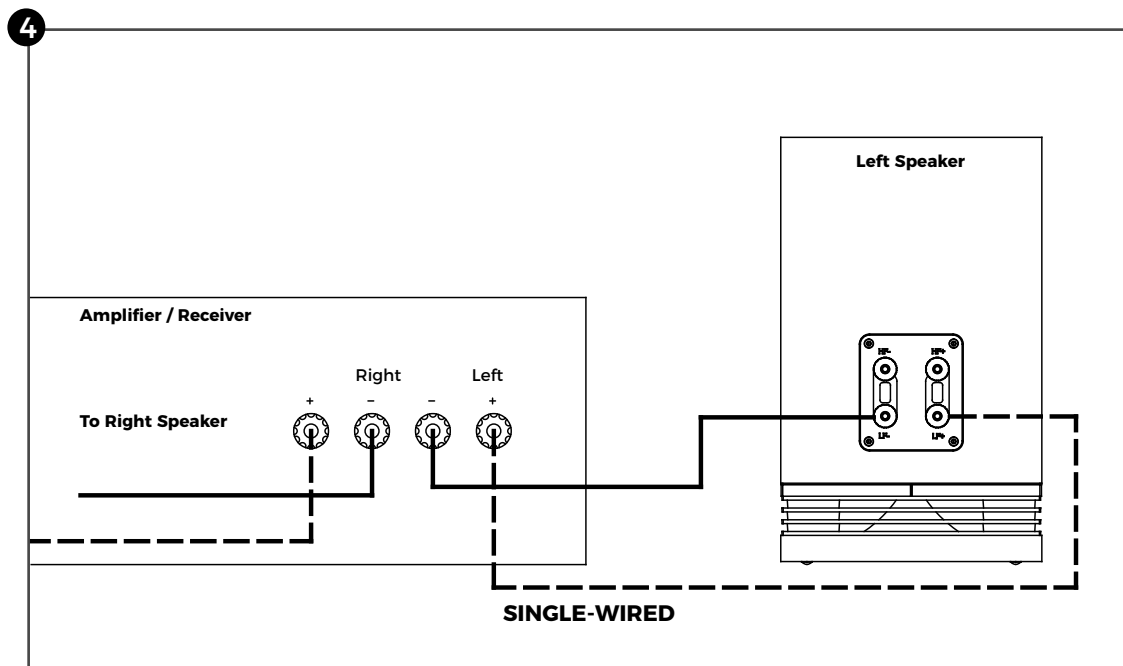
6 CONNECTING SPEAKER CABLES

Your dealer will be able to advise on the most suitable choice of cables for your budget and system, to obtain the best performance.

Bare wire connections may be made by unscrewing the terminal, and making use of the hole in the threaded post. Alternatively, dedicated 4mm plugs may be purchased, or are already fitted to terminated cable sets.

Ensure connections are made positive to positive and negative to negative between the speaker and the amplifier.

All models are provided with two sets of terminals one for the HF and one for the LF. When using a single cable wire as shown, keeping the link bars in place (Fig. 4). For bi-wire operation remove the link bars, and wire with two sets of cable or a dedicated bi-wire cable (Fig. 5). This option will ensure the best possible sound quality.



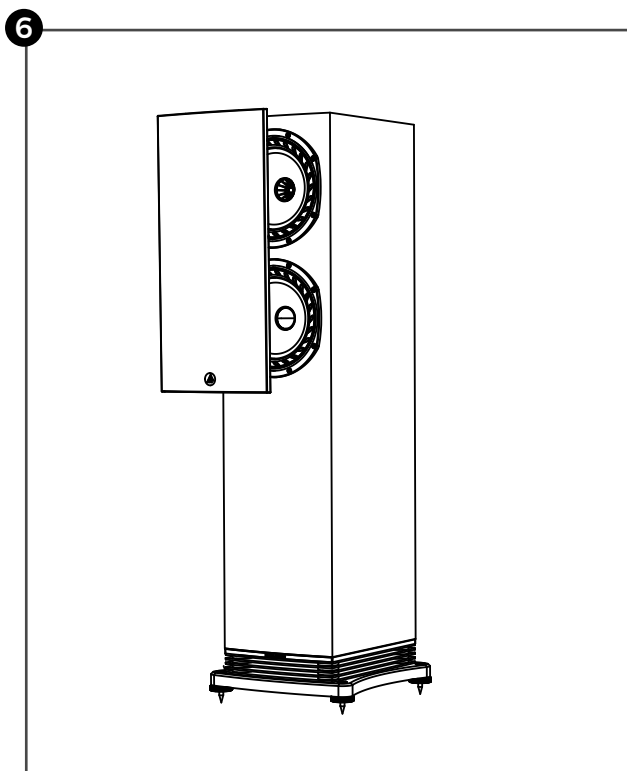
7 GRILLES

Although the magnetically attached grilles are designed for maximum transparency, we always recommend removal for the best possible sound quality.

With the F501 and F502 models, the grilles may be

magnetically fixed to the rear of the loudspeaker for neatness and to avoid damage.

Remove grille from the front of the loudspeaker (Fig. 6), and locate on rear (Fig. 7).



8 WARRANTY

1. No maintenance of the loudspeaker is necessary.
2. Please register your Fyne Audio Limited product online at www.fyneaudio.com. All of our products have been produced and tested with care and precision to give first-class service.
3. All passive loudspeakers are guaranteed for a period of 7 years from the date of purchase from an authorised Fyne Audio Limited dealer. This warranty is subject to the absence or evidence of misuse, overload, or accidental damage, applies only to the original registered owner, it is non transferable, and covers only genuine Fyne Audio Limited products with the original undamaged serial number and proof of purchase.
4. All active and electronic components are guaranteed for a period of 2 years from the date of purchase from an authorised Fyne Audio Limited dealer subject to the absence of, or evidence of, misuse, overload or accidental damage.
5. If at any time during this warranty period the equipment proves to be defective for any reason other than accident, misuse, neglect, unauthorised modification, incorrect installation or connection, matched with improper equipment or fair wear and tear, we will repair any such manufacturing defect or, at our option, replace it without charge for labour, parts or return carriage.
6. If you suspect a problem with a Fyne Audio Limited product, in the first instance, discuss it with your Fyne Audio Limited dealer. If you require further assistance, then we ask that you deal directly with your local Fyne Audio Limited distributor. If you cannot locate your distributor please contact Fyne Audio Limited Customer Services, via our website listed above or at the e-mail enquiries@fyneaudio.com
7. Do not ship any product to Fyne Audio Limited without previous authorisation.

8. LIABILITY

Other than the warranty and services set out in this warranty, to the fullest extent permitted by law, Fyne Audio Limited and its Authorised Distributors shall not be liable to you and/or any third party or entity whatsoever for:- any loss, damages and/or malfunction caused to any product(s) which is/are connected to any of the Fyne Audio Limited products any damages, loss and liability (except for any personal injuries or death), whether direct, indirect, incidental, consequential special, punitive or otherwise, howsoever caused by, arising out of, or otherwise in relation to the installation, delivery, use, service, repair, replacement and/or maintenance of the Fyne Audio Limited product; or any damages, loss and liability (except for any personal injuries or death) under this warranty in respect of any act, omission, or negligence of any of their technicians, employees, agents, representatives or independent contractors relating to the actual or purported performance of any of the obligations under this warranty.

9. Without limiting the above, the maximum liability of the Fyne Audio Limited and its Authorised Distributors under this warranty shall not in any event or under any circumstances exceed the actual purchase price paid for the Fyne Audio Limited product(s).

9 SPECIFICATIONS

Model	F500	F501	F502	F500C
System type	2 way, downwards firing port, with Tractrix (BassTrax™) diffuser*	2 ½ way, downwards firing port with Tractrix (BassTrax™) diffuser*	2 ½ way, downwards firing port with Tractrix (BassTrax™) diffuser*	2 ½ way, rear ported
Recommended amplifier power (Watt RMS)	30 - 120	35 - 150	40 - 180	30 - 120
Continuous power handling (Watt RMS)	60	75	90	60
Sensitivity (2.83 Volt @ 1m)	89dB	90dB	91dB	91dB
Nominal impedance	8 Ohm	8 Ohm	8 Ohm	8 Ohm
Frequency response (-6dB typical in room)	45Hz - 34kHz	36Hz - 34kHz	30Hz - 34kHz	48Hz - 38kHz
Drive unit complement	1 x 150mm IsoFlare™, multi-fibre bass / mid with 25mm titanium dome compression tweeter 1 x 150 mm multi-fibre bass	1 x 150mm IsoFlare™, multi-fibre bass / mid with 25mm titanium dome compression tweeter 1 x 150 mm multi-fibre bass	1 x 200mm IsoFlare™, multi-fibre bass / mid with 25mm titanium dome compression tweeter 1 x 200 mm multi-fibre bass	1 x 125mm IsoFlare™, multi-fibre bass / mid with 19mm titanium dome compression tweeter 2 x 125 mm multi-fibre bass
Crossover frequency	1.7kHz	250Hz & 1.7kHz	250Hz & 1.7kHz	350Hz & 2.1kHz
Crossover type	2nd order low pass, 1st order high pass			
Dimensions inc terminals and grille - HxWxD	325 x 200 x 318mm (12.8 x 7.8 x 12.5")	984 x 270 x 318mm (38.7 x 10.6 x 12.5")	1114 x 322 x 380mm (43.9 x 12.7 x 15.0")	160 x 500 x 250mm (6.3 x 19.7 x 9.8")

* Patent granted

This information was correct at the time of print, for our most recent products and information visit www.fyneaudio.com

Thank you for choosing Fyne Audio loudspeakers, proudly designed by our experienced team of engineers in Scotland, and constructed to the highest standards.

WWW.FYNEAUDIO.COM

